



### District Report Card: 2017


<b>State:</b> Uttarakhand	<b>District:</b> Chamoli
<b>Class:</b> 5	<b>Subject:</b> Language
<b>Schools:</b> 60	<b>Students:</b> 506


### Participation/Coverage


#### Students

<div>GENDER</div> <div></div>	Boys		Girls	
	Number	%	Number	%
	235	46.44	271	53.56

<div>AREA</div> <div></div>	Rural		Urban	
	Number	%	Number	%
	473	93.48	33	6.52

<div>CATEGORY</div> <div></div>	SC		ST		OBC		GEN	
	Number	%	Number	%	Number	%	Number	%
	178	35.18	3	0.59	3	0.59	322	63.64

<div>CWSN</div> <div></div>	LD	VI	HI	S&LD	ID	Oth
	0	0	0	0	1	1

<div>Management</div> <div></div>	Government		Government-aided	
	Number	%	Number	%
	506	100.00	0	0.00

### Average Performance of Students in Language (%)

Overall	Gender		Area		Management		Social Group			
	Male	Female	Rural	Urban	Govt.	Aided	SC	ST	OBC	GEN
56.25	59.12	53.75	56.46	53.13	56.25	0.00	52.81	48.89	33.33	58.43

## Performance on Learning Outcomes (LOs)

Learning Outcomes	Description	Average Performance(%)
L504	Reads and comprehends independently storybooks, news items/ headlines, advertisements etc.	52.69
L508	Reads text with comprehension, locates details and sequence of events	58.02

Range of Performance of Students who Answered Correctly							
Below 30%		30% - 50%		50% - 75%		Above 75%	
Number	%	Number	%	Number	%	Number	%
66	13.04	136	26.88	211	41.70	93	18.38

## Lowest Performing Learning Outcomes (LOs)

- 1 - Reads and comprehends independently storybooks, news items/ headlines, advertisements etc. (52.69)
- 2 - Reads text with comprehension, locates details and sequence of events (58.02)